




	Pages
 4050 HF SDR	3
 4022 Power supply	27
 Antennas	31
 4075 High power HF transmitter	45
 Spare kits	57
 Manuals and documents	61

- Note:-
1. Specifications are typical. Equipment descriptions and specifications are subject to change without notice or obligation
  2. For complete technical specifications please refer to your business development manager
  3. Net weights provided are indicative and are subject to variation, they are provided as guide for operational use of products only.  
Packed weight will be determined based on orders once received and as such are not indicated in this catalogue.

**4050 HF SDR**



### 4050 HF SDR

Part Number	Packaging Type	Net Weight	
BC405000	C2	4.90 kg	

#### Standard features:-

- 1000 channels with frequency range 1.6 to 30 MHz
- 1000 contact entries
- Power output 125 W PEP, power input 12 VDC nominal
- Power output 150 W PEP, power input 24 VDC nominal
- Software defined core & DSP
- Modes USB/LSB/CW/AM/CF (Custom Filter)
- Digital Selective Calling & Telcall - 4 & 6 digit
- GPS enabled (Hardware required)

#### Optional features include\*:-

- 2G ALE
- 3G ALE
- Secure call
- Frequency hopping
- Digital voice
- ARINC
- GPS

\* For additional options and accessories, please see relevant section detail.

**Note :-** See brochure for more detailed information.

#### Includes:-

Hand microphone with channel up/down buttons	BCA40010			
Loudspeaker	BCA40015			
DC power cable and connector - 6 metres	BCA40006			
Barrett 4050 Operation and installation manual	BCM40500			



BC405000



BCA40010



BCA40015



BCA40006



BCM40500

**4050R HF SDR (Receiver only)**

Part Number	Packaging Type	Net Weight	
BC405001	C2	4.90 kg	

**Standard features:-**

- 1000 channels with frequency range 1.6 to 30 MHz
- 1000 contact entries
- Software defined core & DSP
- Modes USB/LSB/CW/AM/CF (Custom Filter)
- Syllabic mute, signal strength mute
- 600 ohm audio output with software level control
- 600 ohm audio output can be set to follow selected mutes
- Frequency stability  $\pm 10$  Hz -30°C to +60°C

**Note :-** See brochure for more detailed information.



BC405000



BCA40006



BCA40015



BCM40500

**Includes:-**

Loudspeaker	BCA40015			
DC power cable and connector - 6 metres	BCA40006			
Barrett 4050 Operation and installation manual	BCM40500			

# **Link Establishment Options**

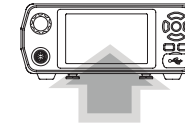
**2G Automatic link establishment (ALE)**

Part Number	Packaging Type	Net Weight	
BCO40501	N/A	N/A	

MIL-STD 188-141B 2G / FED-STD 1045 ALE

Note:- When using ALE at least one ALE fill program is required by the system administrator to set up the ALE network - this fill program is included in the 4000 series programming kit P/N BCA40001

**Internal Fit**

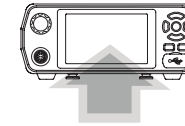


**3G Automatic link establishment (ALE)**

BCO40502	N/A	N/A	
----------	-----	-----	--

3rd generation to STANAG 4538. One transceiver must be fitted with GPS (Master transceiver). 3G uses GPS for time reference and distribution.

**Internal Fit**



Options



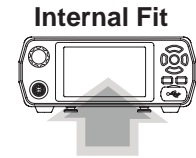
### Digital voice module: DV

Part Number	Packaging Type	Net Weight	
BCO40505	N/A	N/A	

Digital Voice Vocoder Module 700/1200/2400 bps

**Includes:-**

- "TWELP" Vocoder
- Clear Digital Voice
- HF Internal digital voice operation manual P/N BCM40504



**Note:-**

- Factory internal fit only
- Does not include encryption
- Can be implemented with Mil Data standards
- Can be implemented alongside Clover Data (Internal fit)

### ARINC Selcall encoder

BCO40509	N/A	N/A	
----------	-----	-----	--

Enables transmission of aviation ARINC standard selcall.



### Wifi Adaptor

BCO40508	N/A	0.01 kg	
----------	-----	---------	--

This option enables you to use external devices such as tablets and smartphones to control the transceiver using Barrett apps (iOS / Android).

**Includes:-**

- 4000 Series IP Connectivity Networking Guide on USB P/N BCUSB40507
- Wifi Adaptor product information document P/N BCM40520



### Desktop app (Windows)

Part Number	Packaging Type	Net Weight	
BCO40516	N/A	N/A	

Enable you to control your transceiver from your Windows desktop computer.

#### Includes:-

- Desktop microphone P/N BCA40017
- Desktop headphone P/N BCA40018

**Note:-** WiFi option must be enabled.



### PC Programming kit - for 4050

BCA40001	C4	0.10 kg	
----------	----	---------	--

#### Includes:-

- Software (Operating manual included on the USB) P/N USB-40001



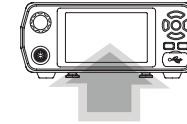
# **Voice Security Options**

### Secure call

Part Number	Packaging Type	Net Weight	
BCO40503	N/A	N/A	

A point to point or point to multipoint Secure call system initiated by the entry of a scramble key and secure call selcall.

#### Internal Fit



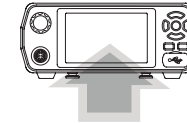
### Frequency hopping

BCO40504	N/A	N/A	
----------	-----	-----	--

5 or 25 hops per second - no central synchronisation station, no net entry delay or late entry delay. ESU/ GPS to be purchased separately.

**Note:-** This option requires an Australian Government Export Licence.

#### Internal Fit



### Secure digital voice module with DES 56 encryption - SDV-56

BCO40506	N/A	N/A	
----------	-----	-----	--

Secure digital voice module auto vocoder 700/1200/2400 with DES 56 encryption

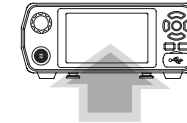
#### Includes:-

- "TWELP" Vocoder
- Clear Digital Voice
- HF Internal digital voice operation manual P/N BCM40504

#### Note:-

- Factory internal fit only
- This option requires key management and keyfill software P/N BCA40521
- Can be implemented with Mil Data standards
- Can be implemented alongside Clover Data (Internal fit)
- This option does not require an Australian Government Export Licence

#### Internal Fit



### Secure digital voice module with AES 256 encryption - SDV-256

Part Number	Packaging Type	Net Weight	
BCO40507	N/A	N/A	

Secure digital voice module auto vocoder 600/1200/2400 with AES 256 encryption

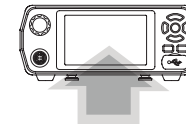
**Includes:-**

- "TWELP" Vocoder
- Clear Digital Voice
- HF Internal digital voice operation manual P/N BCM40504

**Note:-**

- Factory internal fit only
- This option requires key management and keyfill software P/N BCA40520
- Can be implemented with Mil Data standards
- Can be implemented alongside Clover Data (Internal fit)
- This option requires an Australian Government Export Licence

Internal Fit



### Key management and keyfill software DES 56

BCA40521	N/A	N/A	
----------	-----	-----	--

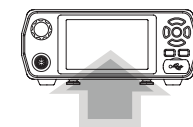
For use with SDV-56 - P/N BCO40506

**Includes:-**

- Scrambler key injection software P/N BCUSB40521
- Programming cable P/N BCA90023
- USB to serial adaptor P/N BCA92318



Internal Fit



**Key management and keyfill software AES 256**

Part Number	Packaging Type	Net Weight	
BCA40520	N/A	N/A	

For use SDV-256 - P/N BCO40507

**Includes:-**

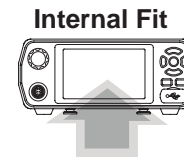
- Scrambler key injection software P/N BCUSB40520
- Programming cable P/N BCA90023
- USB to serial adaptor P/N BCA92318


**Voice scrambler FFT OEM Secure**

BCO40510	N/A	N/A	
----------	-----	-----	--

Enables the 4050 to operate in FFT based voice scramble mode.

**Note:-** This option requires key management and keyfill software  
Please see key injection kit P/N BCA20255

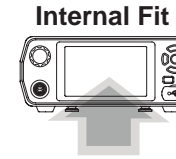


### Voice encryption DES 56 OEM Secure

Part Number	Packaging Type	Net Weight	
BCO40511	N/A	N/A	

Enables the 4050 to operate DES 56 Digital voice encryption (2400 bps MELPe Vocoder) mode with fall back analogue FFT scrambler for use on extremely bad HF channels.

**Note:-** This option requires key management and keyfill software  
Please see key injection kit P/N BCA20255

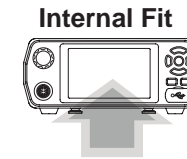


### Voice encryption AES 256 OEM Secure

BCO40512	N/A	N/A	
----------	-----	-----	--

Enables the 4050 to operate in AES 256 (2400 bps MELPe Vocoder) with fall back analogue FFT scrambler for use on extremely bad HF channels.

**Note:-** This option requires key management and keyfill software  
Please see key injection kit P/N BCA20255



**Note:-** This option requires an Australian Government Export Licence.

### Key injection kit for voice encryption AES 256/DES 56/ FFT OEM Secure

BCA20255	C4	0.20 kg	
----------	----	---------	--

**Includes:-**

- Scrambler key injection software P/N BCUSB20255
- Programming cable P/N BCA90023
- USB to serial adaptor P/N BCA92318



This page intentionally left blank



# **Data Transmission Options**

### 4026 MIL 110B Strategic email system (Stanag 5066)

Part Number	Packaging Type	Net Weight	
BC402601	N/A	N/A	

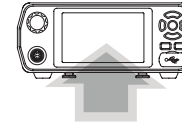
Barrett MIL 110B Strategic email system (Stanag 5066) - 9600bps HF Data Modem (4050 series internal fit option).

**Includes:-**

- HF MIL 110B Stanag 4539 9600bps Modem with MDL-M4 SW
- RC50-B 5066 email suite (Window)
- Serial cable for 4050 Transceiver with 9/25 pin adaptors P/N BCA90023
- USB to Serial adaptor P/N BCA92318

**Note:-** Requires 2G ALE - Automatic Link Establishment option for Link set up P/N BCO40501  
 Requires 3.0 kHz bandwidth selection for 9600bps operation  
 Does NOT include encryption as standard - See option P/N BCO40506/7

Internal Fit



**Options:-**

#### COMSEC 56 bit DES Data encryption for use with MIL 110B modems

BCO40526			
----------	--	--	--

**Note:-** Not required if data option ordered with P/N BCO40506

#### COMSEC 256 bit AES Data encryption for use with MIL 110B modems

BCO40527			
----------	--	--	--

**Note:-** Not required if data option ordered with P/N BCO40507

**Note:-** This option requires an Australian Government Export Licence.

### 4026 3G Data, Email & Internet Gateway system

Part Number	Packaging Type	Net Weight	
BC402602	N/A	N/A	

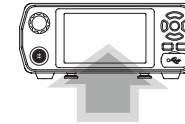
Barrett 3G Data, Email & Internet Gateway software to suit 3G Email System

**Includes:-**

- HF Packet Data modem (STANAG 4538)
- Barrett 3G Data & Email system configuration software
- Serial cable for 4050 Transceiver with 9 / 25 pin adaptors P/N BCA90023
- USB to Serial adaptor P/N BCA92318

**Note:-** Requires 3.0 KHz bandwidth selection for 9600bps operation  
 Does NOT include encryption as standard - See options P/N BCO40506/7 or Vocoder option P/N BCO40501  
 At least one server require per network for internet email connectivity.

Internal Fit



**Options:-**

**COMSEC 56 bit DES Data encryption for use with MIL 110B modems**

BCO40526			
----------	--	--	--

**Note:-** Not required if data option ordered with P/N BCO40506

**COMSEC 256 bit AES Data encryption for use with MIL 110B modems**

BCO40527			
----------	--	--	--

**Note:-** Not required if data option ordered with P/N BCO40507

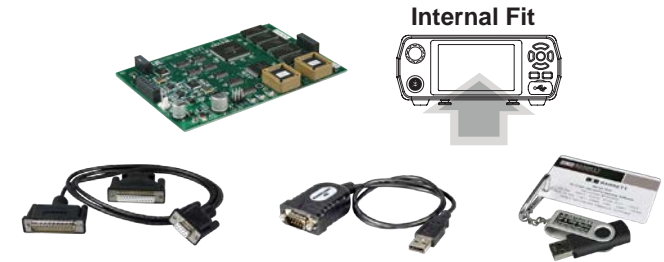
**Note:-** This option requires an Australian Government Export Licence.

**4023 Clover 2000 HF Data modem internal fit PCB**

Part Number	Packaging Type	Net Weight	
BC402301	N/A	N/A	

**Includes:-**

- Serial cable P/N BCA90023
- USB to serial adaptor P/N BCA92318
- 2020 HF Email with internet and fax gateway software P/N BCA202005
- Clover link security and DES56 (Digital encryption standard) on air data encryption



# **Accessories**

### Mobile pack

Part Number	Packaging Type	Net Weight	
BCA40501	C6	1.25 kg	

Has all parts required to use 4050 as a mobile transceiver in a remote control (trunk mount) configuration and to install it.

**Includes:-**

- Universal mounting plate for main unit P/N BCA40003
- 6 metres control head cable P/N BCA40005
- Control head mounting adaptor P/N PW-33334
- Installation kit BCA40004



### Breakout box

BCA40050	C4	0.95 kg	
----------	----	---------	--

For attaching multiple accessories and network capability such as ethernet, linear amplifier, second control head, ATU's, antennas, wifi, USB and serial data.

**Includes:-**

- Control cable P/N BCA97503
- Data cable P/N BCA40051
- 4000 Series IP Connectivity Networking Guide on USB P/N BCUSB40507
- Breakout box product information document P/N BCM40521



### GPS receiver

BCA40009	C4	0.15 kg	
----------	----	---------	--

Combined receiver / antenna to suit 4050 Transceiver.

**Includes:-**

- 4 metres cable and connector.



**Remote head interface cable - 6 metres**
**Part  
Number**
**Packaging  
Type**
**Net  
Weight**

BCA40005

C4

0.55 kg

For 4050 Transceivers.


**DC power cable and connector - 6 metres**

BCA40006

C4

1.50 kg

6 metres power cable with DB-15 combination connector to suit 4050 Transceiver.


**Hand microphone with channel up/down buttons**

BCA40010

C4

0.15 kg

Microphone with up/down buttons and connector to suit 4050 Transceiver.


**Hand / speaker microphone**

BCA40023

C4

0.15 kg

Combined speaker microphone with up/down buttons and connector to suit 4050 Transceiver.



**Desk microphone**

For 4050 transceiver

**Part  
Number**

BCA40011

**Packaging  
Type**

C6

**Net  
Weight**

1.0 kg


**Headphones - lightweight**

Folding headphones with connector to suit 4050 Transceiver - colour black.

BCA40013

C6

0.30 kg


**Headset - with boom mic**

Folding headphone with boom mic to suit 4050 Transceiver - colour black

BCA40040

C4

0.30 kg





**Loudspeaker**

Part Number	Packaging Type	Net Weight	
BCA40015	C4	0.20 kg	

Extension speaker with connector to suit 4050 Transceiver.


**Power supply stacking cradle**

BCA40016	C4	0.50 kg	
----------	----	---------	--

For 4050 Transceiver and 4022 power supply.


**Universal mobile mounting plate**

BCA40003	C4	0.50 kg	
----------	----	---------	--

Universal mobile mounting plate to suit 4050 Transceiver.


**Fan unit**

BCA40002	C4	0.30 kg	
----------	----	---------	--

For 4050 Transceiver in applications such as mobile data and medium duty cycle applications.



### Installation kit

Part Number	Packaging Type	Net Weight	
BCA40004	C4	0.20 kg	

**Includes:-**

- Large selection of screws to accommodate most installations
- Cable ties
- Adhesive cable clips
- Screw driver attachment to suit screws for drill
- Rubber amalgamation tape
- Standard insulation tape
- Power cable lugs
- ATC fuse holder and 25 Amp fuses



### Interference suppression kit

BCA40008	C4	0.45 kg	
----------	----	---------	--

To aid in suppressing vehicle produced interference from alternators and small motors and ignition system.

**Includes:-**

- Suppressors for alternators and motors
- Lugs
- Earthing cable
- Clips



### CW key - lightweight

BCA40014	C4	0.40 kg	
----------	----	---------	--

Brass CW key with leg strap and connector to suit 4050 Transceiver.



# 4022 Power supply



### 4022 Mains power supply 24V

Part Number	Packaging Type	Net Weight	
BC402201	C2	4.60 kg	

**Features:-**

- 24 VDC output @ 18 Amp
- 88 to 264 AC 60/50 Hz input (auto ranging)
- No-break battery backup facility
- Full protection
- Internal speaker



BC402201



SA-42020



SA-45010



SA-00020



BCM40220

**Note :-** See brochure for more detailed information.

**Includes:-**

IEC mains cord UK, European, AUS, JP and US style

Power cable - 4022 to 4050

Speaker cable

4022 Mains power supply operation manual

SA-00020

SA-42020

SA-45010

BCM40220

**Battery backup cable 3 metres - for 4022 Power supply**

Part Number	Packaging Type	Net Weight	
BCA402201	C4	1.05 kg	

To connect external battery for no-break battery backup in case of AC supply failure.

**Includes:-**

- Universal battery lugs


**100 Ah 12 V sealed solar block battery - air-freightable**

BCA92203	N/A	32 kg	
----------	-----	-------	--

For no-break battery backup in case of AC supply failure.


**Cabling kit for paralleling batteries - per additional battery, consists of two heavy duty cables with lugs and two battery lugs**

BCA92208	C4	0.35 kg	
----------	----	---------	--

To parallel several batteries as above to increase the battery backup time in case of AC supply failure.



# Antennas





**2019 Automatic tuning mobile HF antenna to suit 4000 series**

Part Number	Packaging Type	Net Weight	
BC401900	C5	5.50 kg	

**Features:-**

- Frequency range 2 to 30 MHz
- Fast tuning - typically less than 2 seconds

**Note:-** See brochure for more detailed information.



SA-2019



4019-00-02



BCA201903



BCM201901



BCA201901

**Includes:-**

Barrett 2019 Antenna	SA-2019			
Control cable 6 m - integral coaxial/control with connectors to suit 4000 series	4019-00-02			
Fibreglass split whip top section and bottom section	BCA201901			
Standard spring black - for 2019	BCA201903			
Barrett 2019 Installation sheet	BCM201901			

<b>Internal fit GPS Receiver for 2019 Antenna</b>	BCA201902	N/A	N/A	
---	-----------	-----	-----	--

GPS receiver fitted inside the 2019 Antenna, interfaces to the 4050 Transceiver via the RF control cable supplied with 2019 Antennas.

**Internal Fit**





**NVIS Whip**

Part Number	Packaging Type	Net Weight
BCA201910	T4	1.0 kg

The Barrett Near Vertical Incidence Skywave (NVIS) antenna whip is designed to enhance the short range communications efficiency of the Barrett 2019 Automatic Tuning Mobile HF Antenna. The usable frequencies for NVIS communications are between 2 MHz and 15 MHz. Length 4000 mm

- Includes:-
- NVIS Gutter mount bracket P/N BCA201912
  - Carry bag - colour black P/N BC-00011
  - NVIS kit installation guide P/N BCM201910




**NVIS Magnetic base**

BCA201911	C4	0.40 kg
-----------	----	---------

The NVIS Kit Magnetic Mounting Base is designed to provide fast and convenient mounting of the end of the NVIS antenna whip (P/N BCA201910). The three powerful magnet feet are covered with silicone rubber to prevent damage to painted surfaces.

- Includes:-
- NVIS kit installation guide P/N BCM201910




**NVIS Gutter mount bracket**

Part Number	Packaging Type	Net Weight	
BCA201912	C4	0.16 kg	

Gutter mount bracket for NVIS whip.

- Includes:-  
 - NVIS kit installation guide P/N BCM201910



**Stainless steel whip**

BCA201906	T4	0.40 kg	
-----------	----	---------	--

Single section stainless steel whip for the Barrett 2019 Automatic tuning mobile antenna for NVIS operation. Length 2080 mm.



**Extendable whip**

BCA201909	T3	0.25 kg	
-----------	----	---------	--

Tapered, blackened, aluminium whip shaft with pull out, blackened stainless steel whip for use with 2019 automatic tuning mobile antenna  
 Unextended length – 810 mm  
 Extended length – 1560 mm



**Fibreglass split whip top section and bottom section**

Part Number	Packaging Type	Net Weight	
BCA201901	T3	0.55 kg	

- Includes:-**
- one middle and one top MIL-SPEC Whip sections (colour black)
  - Length 1610 mm



**Standard spring black - for 2019**

BCA201903	C4	0.70 kg	
-----------	----	---------	--

2019 Standard spring - colour black.



**Control cable 2019 Antenna to transceiver - 6 metres**

4019-00-02	C6	0.95 kg	
------------	----	---------	--

6 metres - composite cable combining control and coaxial cable - with connectors to suit 2019 Automatic tuning mobile when used with 4000 series products.



**Control cable 2019 Antenna to transceiver - 20 metres**

Part Number	Packaging Type	Net Weight	
4019-00-06	C2	3.75 kg	

20 m - composite cable combining control and coaxial cable - with connectors to suit 2019 Automatic tuning mobile when used with 4000 series products.


**Universal antenna mounting bracket**

BCA90033	C6	1.45 kg	
----------	----	---------	--

Suit 2019 Automatic tuning mobile antennas mounted on bull bars.



**2018 Mobile magnetic loop HF antenna**Part  
NumberPackaging  
TypeNet  
Weight

BC201802

N/A

N/A

The Barrett 2018 is ideal for NVIS propagation or applications requiring constant coverage for distances of 0-1000 km.



2018-00-01



4019-00-02



BCM201800

**Note:-** See brochure for more detailed information.

Roof mounting brackets not included.

**Includes:-**

6 metres Interface cable and coaxial cable

4019-00-02

Operation and installation manual

BCM201800

**4017 Automatic tuning horizontal dipole (2-30 MHz) - 150 W PEP to suit 4000 series**

BC401701

C5 &amp; T5

10.0 kg

The Barrett 4017 is a compact base antenna solution for installations in areas with space limitations where normal wire broadband antennas are not practical.

Full Coverage from 2~30MHz.


Omni directional radiation, Can be installed on wide range of masts & poles

Recommended height 6 ~ 10 metres

Max installed length 5.7 metres

Compact packaging for air shipment

ALE compatible

**Includes:-**

- 30 metres of integral RF control cable and connectors P/N 4017-01-01

- 4017 Automatic tuning horizontal dipole user manual P/N BCM401700

**Note:-** See brochure for more detailed information

**4011 Automatic antenna tuner to suit 4000 series**

Part Number	Packaging Type	Net Weight	
BC401101	C2	4.20 kg	

**Features:-**

- Frequency Range: 2 - 30MHz tuneable
- Power Rating: 150 Watts PEP
- Memory tune in <130ms, Non-Memory tune in <1 sec
- ALE compatible
- Frequency-hopping compatible
- MIL-STD-810F Waterproof ,Vibration, and Dust

**Includes:-**

- 6 metre extension control cable and connectors P/N 4019-00-02
- 4011 Automatic antenna tuner user manual P/N BCM401100

**Note:-** See brochure for more detailed information  
Not suitable for fixed marine installations


**912 Multi-wire broadband dipole (2 - 30 MHz) - 150 W PEP**

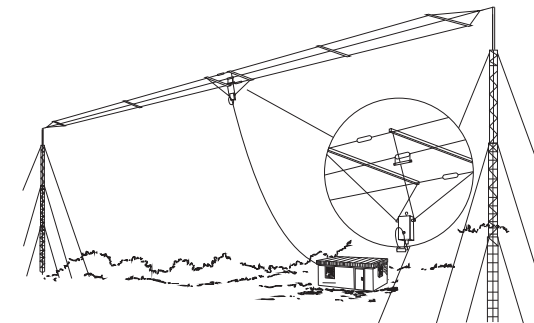
BC91200	N/A	6.0 kg	
---------	-----	--------	--

27 metres stainless steel, fibreglass spreaders and encapsulated baluns and loads.

**Includes:-**

- 30 metres of RG-58AU coaxial cable with waterproof UHF coaxial connectors

**Note:-** Masts illustrated not provided.



**912 Single-wire broadband dipole (2 - 30 MHz) - 150 W PEP**

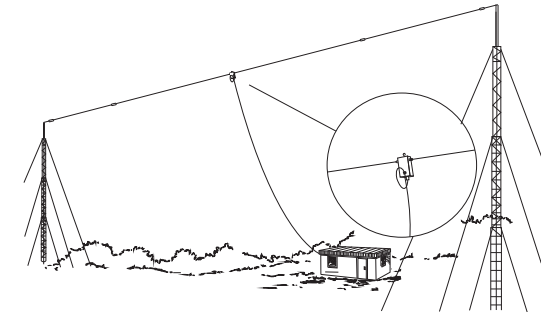
27 metres stainless steel and encapsulated baluns and loads.

**Includes:-**

- 30 metres of RG-58AU coaxial cable with waterproof UHF coaxial connectors

**Note:-** Masts illustrated not provided.

Part Number	Packaging Type	Net Weight	
BC91201	N/A	3.60 kg	


**912 Multi-wire broadband dipole (2 - 30 MHz) - 500 W PEP**

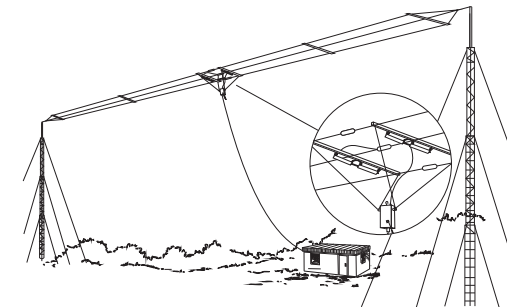
27 metres stainless steel, fibreglass spreaders and encapsulated baluns and loads.

**Includes:-**

- 30 metres of RG-213 coaxial cable with waterproof UHF coaxial connectors

**Note:-** Ground catenary and masts illustrated not provided.

BC91202	N/A	25 kg	
---------	-----	-------	--





**912 Multi-wire broadband dipole (3.6 - 30 MHz) - 1 kW continuous**

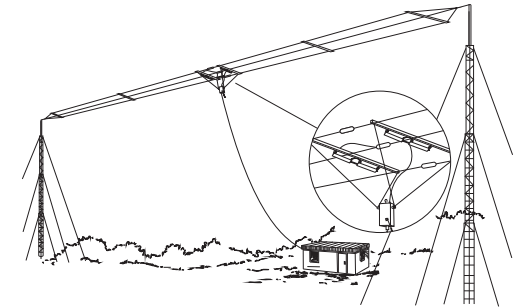
27 metres stainless steel, fibreglass spreaders and encapsulated baluns and loads.

**Includes:-**

- 30 metres of RG-213 coaxial cable with waterproof UHF coaxial connectors and UHF to N-type adaptor

**Note:-** Ground catenary and masts illustrated not provided.

Part Number	Packaging Type	Net Weight	
BC91203	N/A	15 kg	


**912 Multi-wire broadband dipole (2 - 30 MHz) - 1 kW continuous**

54 metres stainless steel, fibreglass spreaders and encapsulated baluns and loads.

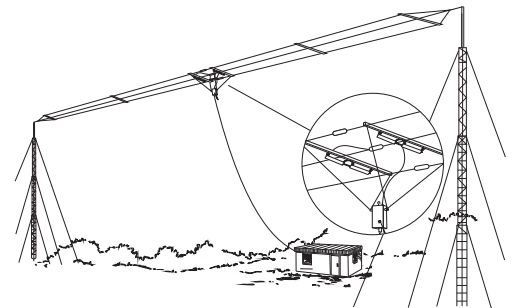
**Includes:-**

- 30 metres of RG-213 coaxial cable with waterproof UHF coaxial connectors and UHF to N-type adaptor

**Note:-** Ground catenary and masts illustrated not provided.

This antenna requires minimum 15M Lattice masts to handle the forces to lift into horizontal configuration. We do not recommend inverted "V" configuration for this antenna.

BC91207	N/A	25 kg	
---------	-----	-------	--



# **Accessories**

**" E " plate (earth plate)**

Part Number	Packaging Type	Net Weight	
BCA91700	N/A	N/A	

Is a grounding plate which is mounted to the bottom of the boat to ensure adequate/effective grounding.


**Insulator - feed through**

BCA91701	N/A	N/A	
----------	-----	-----	--

To feed high voltage leads through decks / walls to 35 mm thickness.


**Insulator - back stay**

BCA91702	N/A	N/A	
----------	-----	-----	--

To insulate the back stay of a yacht to use as an HF antenna - up to 1100 kg strain.


**Copper earth strap (per metre)**

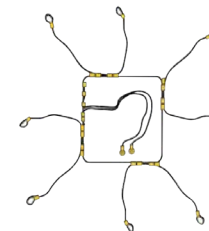
BCA91703	N/A	N/A	
----------	-----	-----	--

For RF earthing between antenna tuner, transceiver and "E" plates or other earthing points  
- 50 mm x 0.5 mm.


**Radial earth mat / ground plane**

BCA20026	N/A	N/A	
----------	-----	-----	--

Counterpoise to use with whip in fixed high power base station applications  
12 x 10 metres radials.



This page intentionally left blank

**4075 High power HF transmitter**



**4075 HF High power transmitter package 20 RU - 1 Kw**

Part Number	Packaging Type	Net Weight	
BC407510	N/A	172 kg	

High power transmitters require high quality earthing systems and it is recommended that lightning arrestor kits are used on RF coaxial feeders. Details of required earthing systems are available from our technical service department and are supplied in the operation and installation manual.

\* For additional options and accessories, please see relevant section detail.

**Note :-** See brochure for more detailed information.


**Includes:-**

20U desk mount rack	BCA407522			
4050 HF SDR	BC405000			
4022 Power supply	BC402200			
Linear amplifier	BC407501			
Fan unit	BCA40002			
Rack mount kit	BCA40007			
Linear power supply 48V	BC407502			
Power distribution (power cable unterminated)	BCA407520			
BOB and relay block assembly	SA-40758			
Breakout box (BOB)	BCA40050			
Barrett BOB manual - USB	USB-40050			

**4075 HF High power transmitter****4075 HF High power transmitter package 39 RU - 1 Kw**

Part Number	Packaging Type	Net Weight	
BC407511	N/A	258 kg	

High power transmitters require high quality earthing systems and it is recommended that lightning arrestor kits are used on RF coaxial feeders. Details of required earthing systems are available from our technical service department and are supplied in the operation and installation manual.

\* For additional options and accessories, please see relevant section detail.

**Note :-** See brochure for more detailed information.

**Includes:-**

39U desk mount rack

4050 HF SDR

4022 Power supply

Linear amplifier

Fan unit

Rack mount kit

Linear power supply 48V

Power distribution (power cable unterminated)

BOB and relay block assembly

Breakout box (BOB)

Barrett BOB manual - USB

BCA407523

BC405000

BC402200

BC407501

BCA40002

BCA40007

BC407502

BCA407520

SA-40758

BCA40050

USB-40050



**4075 HF High power transmitter package 20 RU - 500 W**

Part Number	Packaging Type	Net Weight	
BC407512	N/A	172 kg	

High power transmitters require high quality earthing systems and it is recommended that lightning arrestor kits are used on RF coaxial feeders. Details of required earthing systems are available from our technical service department and are supplied in the operation and installation manual.

\* For additional options and accessories, please see relevant section detail.

**Note :-** See brochure for more detailed information.


**Includes:-**

20U desk mount rack

4050 HF SDR

4022 Power supply

Linear amplifier

Fan unit

Rack mount kit

Linear power supply 48V

Power distribution (power cable unterminated)

BOB and relay block assembly

Breakout box (BOB)

Barrett BOB manual - USB

BCA407522

BC405000

BC402200

BC407500

BCA40002

BCA40007

BC407502

BCA407520

SA-40758

BCA40050

USB-40050

## 4075 HF High power transmitter

### Linear amplifier 500W

The Barrett 4075 500W linear amplifier is designed for modern communications which are heavily data orientated, requiring amplifiers to work at high duty cycles for extended periods of time. The unique liquid cooled design increases efficiency with less deterioration on the system due to heat power stages.

Part Number	Packaging Type	Net Weight	
BC407500	N/A	30 kg	



### Linear amplifier 1kW

The Barrett 4075 1 kW linear amplifier is designed for modern communications which are heavily data orientated, requiring amplifiers to work at high duty cycles for extended periods of time. The unique liquid cooled design increases efficiency with less deterioration on the system due to heat power stages.

BC407501	N/A	35 kg	
----------	-----	-------	--



### 4075 power supply

Compact, 1U high power density. Output voltage 48V. Maximum power 1008W. Built-in fan speed control circuit. The fan speed will be adjusted according to the magnitude of output load.

BC407502	N/A	8.8 kg	
----------	-----	--------	--



# **Accessories**

**AC power distribution box**

Part Number	Packaging Type	Net Weight	
BCA407520	N/A	5.85 kg	

Unit used for the reticulation of power in Barrett 39U and 20RU racks. Typically used as the mains power distribution component of a 4075 transmitter system.

**Note:-** When used in a Barrett 4075 Rack, it is supplied wired into the 4075 Junction Box.


**Junction box**

BCA407521	N/A	1.80 kg	
-----------	-----	---------	--

Electrical junction box which allows termination of external, single phase, power cables into Barrett 39U and 20RU racks. Typical use is a single gland entry version for single 4075 transmitter systems and dual gland entry for dual 4075 transmitter systems.

**Note:-** This unit is required for 110V single phase mains supply only.



**39U floor mount 19" rack - colour black**

39U floor standing 19" rack, with back door.

Part Number	Packaging Type	Net Weight	
BCA407523	N/A	58 kg	



**20U desk mount 19" rack - colour black**

20U floor and desk mounted 19" rack, with back door.

BCA407522	N/A	36.80 kg	
-----------	-----	----------	--



**4U table top rack mounting cabinet**

Part Number	Packaging Type	Net Weight	
BCA407524	N/A	2.0 kg	

Our standard range of small 19" cabinets are 450mm deep and suitable for remote control table top applications and small equipment cabinet requirements. Optional front and rear doors if required.


**6U table top rack mounting cabinet**

BCA407525	N/A	2.20 kg	
-----------	-----	---------	--

Our standard range of small 19" cabinets are 450mm deep and suitable for remote control table top applications and small equipment cabinet requirements. Optional front and rear doors if required.


**8U table top rack mounting cabinet**

BCA407526	N/A	2.40 kg	
-----------	-----	---------	--

Our standard range of small 19" cabinets are 450mm deep and suitable for remote control table top applications and small equipment cabinet requirements. Optional front and rear doors if required.



**19" Rack mounting kit with microphone and speaker**

Part Number	Packaging Type	Net Weight	
BCA407527	N/A	2.20 kg	

19" Rack tray with control head and speaker.

**Includes:-**

- Data cable P/N BCA40051
- Screw kit for mounting Transceiver/ Power supply unit.

Note: Front Control Panel Pictured not supplied.


**19" Standard rack mount kit for 4050/4022**

BCA40007	N/A	2.0 kg	
----------	-----	--------	--

Standard rack mount tray for 4050/4022.

**Includes:-**

- Screw kit for mounting Transceiver/ Power supply unit.



### 19" Rack mount front panel with microphone and speaker

Part Number	Packaging Type	Net Weight	
BCA407528	N/A	1.60 kg	

Rack mount front panel with microphone and speaker.

**Includes:-**

- Data cable P/N BCA40051

Note: Front Control Panel Pictured not supplied.



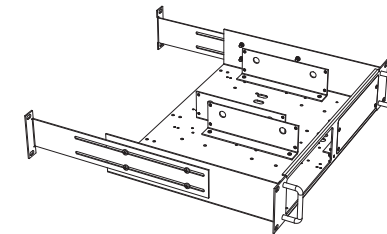
### 19" Rack mount kit 2 RU 2000 series

BCA20017	N/A	2.0 kg	
----------	-----	--------	--

To suit 2000 series products.

**Includes:-**

- Screw kit for mounting Transceiver/ Power supply unit.



### Lightning arrestor 1 Kw

BCA207503	T1 & C6	2.45 kg	
-----------	---------	---------	--

**Includes:-**

- 1 x Surge arrestor with SO239/UHF (female) connectors
- 1 x 5 metres length of RG213 Coaxial cable with PL259/UHF (male)
- 1 x Steel dolly
- 1 x 3 metres earth braid
- 1 x Brass cable clamp assembly
- 1 x Copper plated steel earth rod
- 1 x Earthing cable P/N SA-00003





**Spare kits**



**SDR Micro complete**

Part Number	Packaging Type	Net Weight	
BCS40001	C4	0.6 kg	

SDR Micro board complete.

**SDR PA complete on chassis**

BCS40003	C6	1.50 kg	
----------	----	---------	--

The PA is supplied mounted on the top cover heat sink.

**4050 Transceiver component spares kit**

BCS40004	C4	0.6 kg	
----------	----	--------	--

Discrete component spares based on one transceiver for 5 years operation.

**4050 Control Head complete**

BCS40005	C4	0.6 kg	
----------	----	--------	--

Complete 4050 Control Head setup.

**4022 Interface boards**

BCS40008	C4	0.6 kg	
----------	----	--------	--

4022 Power supply LED PCB and main control complete.

**4022 Power supply main module (12V/24V)**

BCS40009	C4	0.6 kg	
----------	----	--------	--

4022 Main switch mode power supply module.

--	--	--	--

--	--	--	--

--	--	--	--

This page intentionally left blank

# **Manuals and documents**



	Part Number	Packaging Type	Net Weight	
<b>4050 HF SDR Operation/ installation Manual</b>	BCM40500		0.3 kg	
4050 HF SDR Operating/ installation manual				
<b>4022 Power supply Operation/ installation Manual</b>	BCM40220		0.3 kg	
4022 Power supply Operating/ installation manual				
<b>4050 Breakout Box Manual - USB</b>	USB-40050		0.6 kg	
Manual on USB				
<b>4075 High power 1 kW HF Transmitter Operation/ installation Manual</b>	BCM407500		0.3 kg	
4075 High power 1 kW HF Transmitter Operation/ installation manual				
<b>4017 Automatic tuning horizontal dipole user manual</b>	BCM401700		0.3 kg	
4017 Automatic tuning horizontal dipole user manual				
<b>4011 Automatic antenna tuner user manual</b>	BCM401100		0.3 kg	
4011 Automatic antenna tuner user manual				

	Part Number	Packaging Type	Net Weight	
<b>4075 High power 1 kW HF Transmitter Brochure</b>	BCB40750		0.1 kg	
A4 colour brochure				
<b>4050 HF SDR Brochure</b>	BCB40500		0.1 kg	
A4 colour brochure				
<b>4011 Automatic antenna tuner Brochure</b>	BCB40110		0.1 kg	
A4 colour brochure				
<b>4017 Automatic tuning horizontal dipole Brochure</b>	BCB40170		0.1 kg	
A4 colour brochure				



Package type	Description	Length	Width	Depth
C1	Large carton	54 cm	39 cm	22 cm
C2	2000 Series carton	54 cm	39 cm	17 cm
C3	Standard Dangerous Goods carton	54 cm	39 cm	17 cm
C4	OEM carton	25 cm	18 cm	7 cm
C5	Antenna carton	90 cm	22 cm	22 cm
C6	OEM carton - Accessories	36 cm	25 cm	9 cm
C7	Small Dangerous Goods carton	30 cm	18 cm	18 cm
C8	Very large carton	53 cm	39 cm	35 cm
SC1	Shipper with 3 x C1 or 4 x C2	56 cm	40 cm	70 cm
SC3	Shipper with 2 x C8	56 cm	40 cm	47 cm
T1	Antenna tube section	150 cm	5 cm	5 cm
T3	Antenna tube section	220 cm	5 cm	5 cm
T4	NVIS tube section	350 cm	5 cm	5 cm
T5	Antenna tube section	250 cm	10 cm	10 cm

- Note:-**
1. The dimensions shown may vary from time to time depending on consignment circumstances.
  2. For all shipments, we comply with IATA regulations and charge the greater of either volumetric weight.

